

- 1N914 AVAILABLE IN JAN, JANTX, AND JANTXV  
PER MIL-PRF-19500/116
- SWITCHING DIODE
- HERMETICALLY SEALED
- DOUBLE PLUG CONSTRUCTION
- METALLURGICALLY BONDED

1N914

### MAXIMUM RATINGS

Operating Temperature: -65°C to +175°C  
 Storage Temperature: -65°C to +200°C  
 Operating Current: 75 mA @  $T_A = +25^\circ\text{C}$   
 Derating Factor: 0.5 mA/°C Above  $T_A = +25^\circ\text{C}$   
 Surge Current A: 1A, sine wave,  $P_W = 8.3\text{ms}$   
 Surge Current B: 0.704A, square wave,  $P_W = 8.3\text{ms}$

### ELECTRICAL CHARACTERISTICS @ 25°C, unless otherwise specified

$V_{BR}$	$V_{RWM}$	$I_0$	$V_{f1}$ $I_F = 10 \text{ mA}$	$V_{f2}$ $I_F = 50 \text{ mA}$	$t_{rr}$ (Note 1)
Volts (min)	Volts (pk)	mA	V dc	V dc	n sec
100	75	75	0.8	1.2	5

$I_{R1}$ @ 20 V dc	$I_{R2}$ @ 75 V dc	$I_{R3}$ @ 20 V $T_A = 150^\circ\text{C}$	$I_{R4}$ @ 75 V $T_A = 150^\circ\text{C}$	CAPACITANCE @ 0 V	CAPACITANCE @ 1.5 V
nA	$\mu\text{A}$	$\mu\text{A}$	$\mu\text{A}$	pF	pF
25	0.5	35	75	4.0	2.8

NOTE 1  $I_F = I_R = 10 \text{ mA}$ ,  $R_L = 100 \text{ ohms}$ .

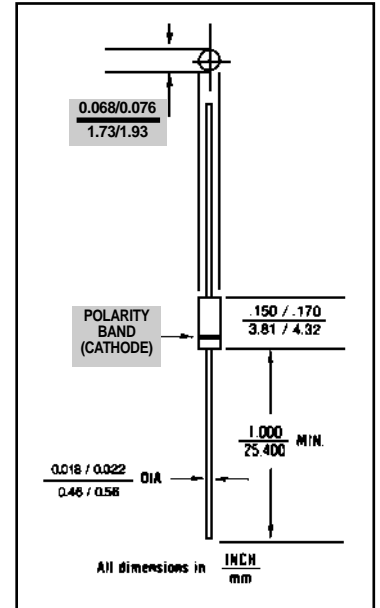


FIGURE 1

### DESIGN DATA

**CASE:** Hermetically sealed  
 glass case per MIL-S-19500/116  
 D0-35 outline

**LEAD MATERIAL:** Copper clad steel.

**LEAD FINISH:** Tin / Lead

**THERMAL RESISTANCE:** ( $R_{\theta JL}$ ):  
 250 °C/W maximum at  $L = .375$

**THERMAL IMPEDANCE:** ( $Z_{\theta JX}$ ): 70  
 °C/W maximum

**POLARITY:** Cathode end is banded.

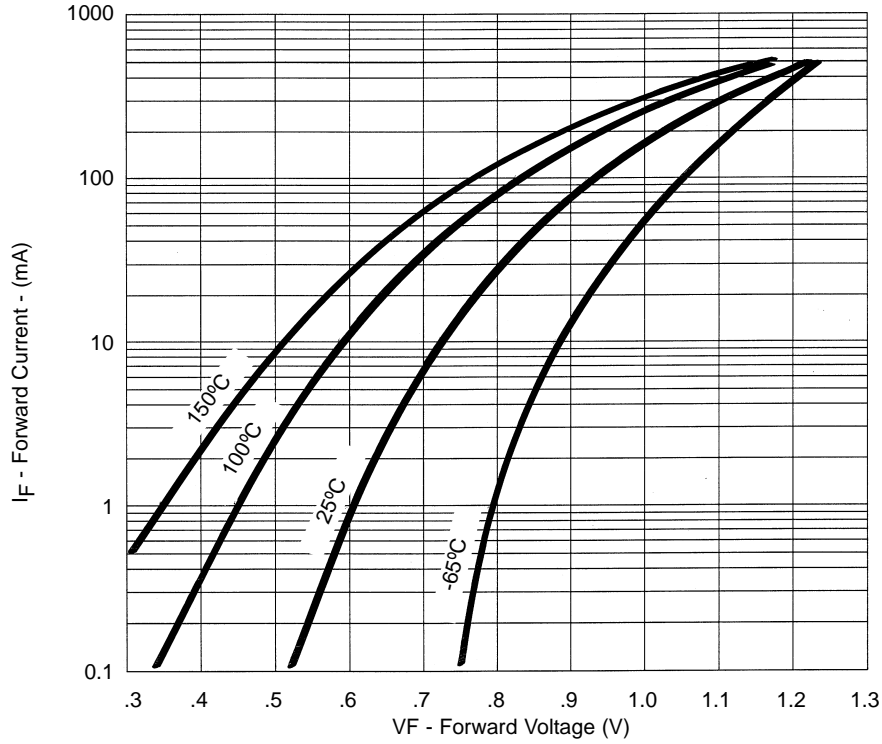
**MOUNTING POSITION:** Any.



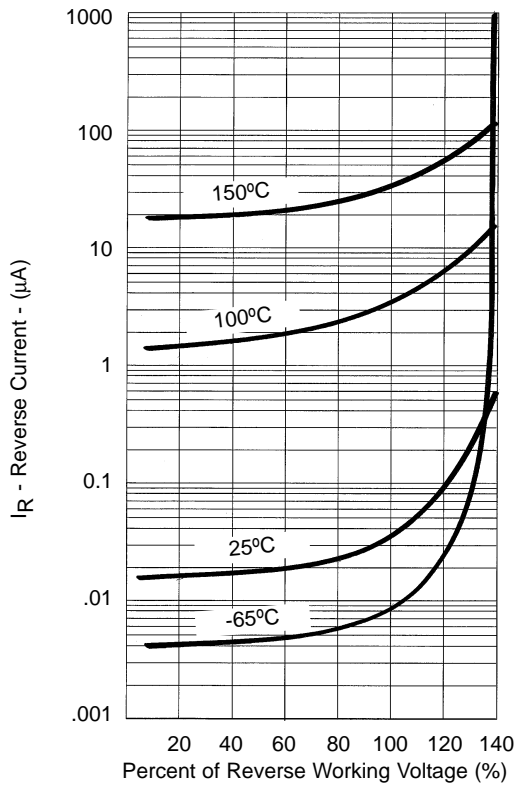
**COMPENSATED DEVICES INCORPORATED**

22 COREY STREET, MELROSE, MASSACHUSETTS 02176  
 PHONE (781) 665-1071 FAX (781) 665-7379  
 WEBSITE: <http://www.cdi-diodes.com> E-mail: [mail@cdi-diodes.com](mailto:mail@cdi-diodes.com)

# IN914



**FIGURE 2**  
Typical Forward Current  
vs Forward Voltage



**FIGURE 3**  
Typical Reverse Current  
vs Reverse Voltage

**NOTE :** All temperatures shown on graphs are junction temperatures